


Thesis, TDK and Thesis progress report submission and handling in neptun – for students

Step 1. You need to pick the relevant Training (up-left corner) then Studies, then Degree Thesis / Thesis application menu

Training | UNIPOLL TESZT KÉPZÉS - BA/BSc(UNIPOLL TESZT KÉPZÉS)(Adm. year:[Correspondence training]) | Fiktív Félix - PJ2JDL |



Education Admin. | Neptun Meet Street

My data | **Studies** | Subjects | Exams | Finances | Information | Administration

- Training data
- Term data
- Class schedule
- Grade average
- Gradebook
- Curriculum
- Milestones
- Field practice
- Publications
- Consultations
- Advancement
- Official notes
- Obligatory professional practices**
- Degree thesis/Thesis application**
- Final certificate requirements

Degree thesis/Thesis application

: Add to favourites Thesis application

Thesis application

Title

Topic:

Title: **Title**

Final title:

Lecturers: Gábor Katona, Oktató Teszt

Sign up date:

Date of acceptance: 2/19/2024 12:00:00 AM

Date of handing in:

❖ Presentation date:

❖ Date of defence:

❖ Description:

❖ Language: **English**

❖ Organizational unit: **ATETO**

❖ Thesis status:

❖ Assignment result: ✓

❖ Acceptor:

❖ Date of withdrawal:

❖ Result of defence:

❖ Confidential: **Unlimited access**

❖ Url:

❖ Number: **12**

Reviewer/Consultant | Topic plan | Consultations | Thesis admission request | Upload degree thesis | View degree thesis | Print details of degree thesis | Jump to virtual space

Step 2. Now the Degree thesis / Thesis application menu comes up. Here you can see your thesis with the given datas. At first, you need to click on the Thesis admission request button. This will result in a request towards your supervisor so that you could upload the thesis. If the supervisor agrees then he/she approves it in Neptun.

[Degree thesis/Thesis application](#)

Actions: [Add to favourites](#) [Thesis application](#)

[Degree thesis](#)

▼ [Title](#)

❖ Topic:

❖ Title: **Title**

❖ Final title:

❖ Lecturers: **Gábor Katona, Oktató Teszt**

❖ Sign up date:

❖ Date of acceptance: **2/19/2024 12:00:00 AM**

❖ Date of handing in:

❖ Presentation date:

❖ Date of defence:

❖ Description:

❖ Language: **English**

❖ Organizational unit: **ATETO**

❖ Thesis status:

❖ Assignment result: **✓**

❖ Acceptor:

❖ Date of withdrawal:

❖ Result of defence:

❖ Confidential: **Unlimited access**

❖ Url:

❖ Number: **12**

[Reviewer/Consultant](#) [Topic plan](#) [Consultations](#) [Thesis admission request](#) [Upload degree thesis](#) [View degree thesis](#) [Print details of degree thesis](#) [Jump to virtual space](#)

1. After receiving the approval, you can upload the thesis with clicking on the: Upload degree thesis button.

Degree thesis/Thesis application

Actions: [Add to favourites](#) [Thesis application](#)

Degree thesis

▼ **Title**

❖ Topic:	❖ Language: English
❖ Title: Title	❖ Organizational unit: ATETO
❖ Final title:	❖ Thesis status:
❖ Lecturers: Gábor Katona, Oktató Teszt	❖ Assignment result: ✓
❖ Sign up date:	❖ Acceptor:
❖ Date of acceptance: 2/19/2024 12:00:00 AM	❖ Date of withdrawal:
❖ Date of handing in:	❖ Result of defence:
❖ Presentation date:	❖ Confidential: Unlimited access
❖ Date of defence:	❖ Url:
❖ Description:	❖ Number: 12

[Reviewer/Consultant](#) [Topic plan](#) [Consultations](#) [Thesis admission request](#) [Upload degree thesis](#) [View degree thesis](#) [Print details of degree thesis](#) [Jump to virtual space](#)

2. After clicking on the Upload degree thesis button a new window will pop up. Here you need to add the final title of the Thesis both in English and Hungarian languages, then you need to click on the Next button.

Upload degree thesis

Language: English

Final thesis title: FINAL TITLE OF THE THESIS

English
Hungarian
English
German

Cancel Next


3. Here you can upload the relevant documents. From the Document type list you need to pick what document to upload (i. Thesis or Thesis progress report). After having chosen the proper one, you need to click on the Upload file button to upload the relevant file.

Upload degree thesis

- Document type: Thesis (dropdown menu with options: Thesis, Thesis progress riport)
- File type:
- Language:
- Description:
- Confidential: Unlimited access (dropdown menu)

+ Upload file

[Extra data](#)



Filename	Type
No result	
Number of results:0-0/0 (0 ms)	

4. This is how the window will look like after completion of upload. If everything seems perfect, please finalize it with clicking on the Save files button.

Upload degree thesis

- Document type: Thesis progress riport
- File type: PDF (10000kb)
- Language: English
- Description:

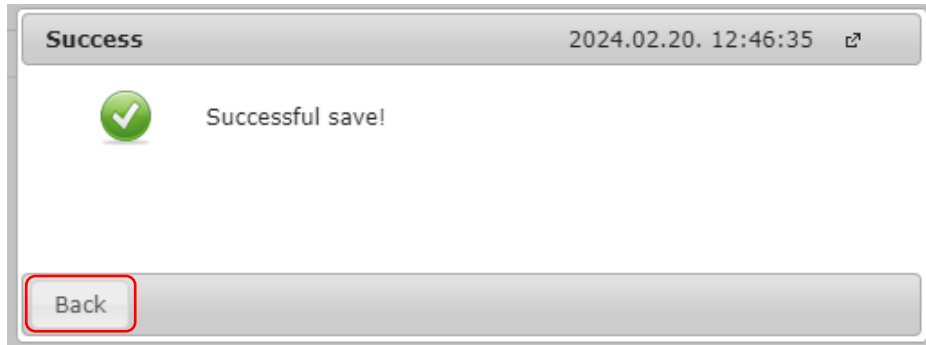
[+ Upload file](#)

Filename	Type	
szakdolgozat.pdf	Thesis	+
konzultációs lap.pdf	Thesis progress riport	+

Number of results:0-0/0 (0 ms)

[Save files](#) [Back](#)

5. As its result, the system will get back to you about the successful upload.



6. In case you need to make a modification i.e change files, you need to go to Step 3. Here with the 'Upload degree thesis button the system will bring up the window below. From the list of the uploaded files you need to pick the one you want to change, then click on the „+” sign at the end of the row. Pick the Delete button, then you can upload the new file (see step 5).

Upload degree thesis

Document type: Thesis progress riport
File type: PDF (10000kb)
Language: English
Description:

+ Upload file

XLS Printer Pushpin Magnifying Glass

Filename	Type	
szakdolgozat.pdf	Thesis	Delete +
konzultációs lap.pdf	Thesis progress riport	+

Number of results:0-0/0 (0 ms)

Save files Back